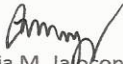





NATIONAL HOME MORTGAGE FINANCE CORPORATION  
STATEMENT OF CASH FLOWS  
For the period ended September 30, 2017

	September	Year to Date
Cash balance, beginning	588,030,481.30	954,806,633.53
Cash inflow		
Amortization collection	121,383,985.50	1,385,859,510.52
Proceeds of matured short-term investment	92,488,186.62	4,952,923,847.98
Subsidy for CMP from National Government	-	332,643,000.00
Additional Paid-In Capital	-	38,908,583.00
Collection of advances from AKPF	3,065.00	523,862.25
Service fee income	-	1,449,287.18
Interest/Miscellaneous income - Savings	-	97,582.23
Bidders Bond/Guaranty/SRP deposits	21,593,038.90	209,125,223.64
Other income	3,004,680.02	23,008,146.29
Other receipts	347,754.42	3,438,223.37
Total Cash inflow	238,820,710.46	6,947,977,266.46
Total Cash available	826,851,191.76	7,902,783,899.99
Cash outflow		
Purchase of receivables	40,578,756.82	233,508,810.85
Investment in SHFC	-	332,643,000.00
Loan repayment/Debt servicing		
Principal	71,849,249.23	294,612,940.71
Interest	5,932,945.30	58,352,887.17
Investment in high yield/Retail treasury bond	107,995,949.83	5,722,209,107.84
Advances to SHFC	52,695.46	250,228.86
Remittance of insurance premiums	5,731,101.43	30,507,269.47
Remittance of collection to SPT	7,360,232.33	70,254,028.03
Refund of excess payment/MRI settlement/DORS	4,233,943.50	29,090,390.03
Payment of dividends	-	154,745,773.00
Personal services	10,845,256.73	132,518,533.32
MOOE	19,355,563.39	277,908,486.91
Purchase of fixed assets	309,389.00	11,562,929.52
Car plan	-	700,000.00
Bank service fees/Charges and other disbursements	190,205.81	1,503,611.35
Total Cash outflow	274,435,288.83	7,350,367,997.06
Cash balance, September 30, 2017	552,415,902.93	552,415,902.93


Prepared by:

  
Alicia M. Jalobon  
OIC, Accounting  
Services Division


Reviewed by:

  
Irenza F. Nario  
OIC, Corporate  
Accounting Department

Certified correct by:

  
Romeo S. Roldan  
OIC, Fund and Asset  
Management Group

Noted by:

  
Livia Alicia R. Ramos  
Executive Vice President



NATIONAL HOME MORTGAGE FINANCE CORPORATION  
STATEMENT OF COMPREHENSIVE INCOME  
For the period ended September 30, 2017

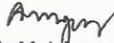
<b>INCOME</b>	
Interest income	343,034,189.88
Service income	7,079,853.93
Miscellaneous income - (Schedule 1)	256,475,418.75
Other income	(14,921,959.94)
	<u>591,667,502.62</u>
<b>EXPENSES</b>	
Personnel services	
Salaries and wages	70,323,184.66
Other compensation	16,581,744.85
Other personnel benefits	27,594,508.66
Personnel benefit contributions	9,104,752.31
	<u>123,604,190.48</u>
Maintenance and other operating expenses	
Travelling expenses	2,754,390.84
Training and scholarship expenses	2,068,679.65
Supplies and materials expenses	7,147,214.24
Utility expenses	6,844,505.07
Communication expenses	5,433,796.35
Advertising and marketing expenses	1,307,425.20
Printing and binding expenses	643,627.18
Rent expenses	43,064,112.27
Representation expenses	3,961,084.29
Transportation and delivery expenses	3,460.00
Subscription expenses	158,350.97
Professional services	28,222,943.20
Repairs and maintenance	4,392,927.94
Subsidies and donations	924,780.00
Miscellaneous expenses	509,327.87
Taxes, insurance premiums and other fees	64,522,773.48
Bad debts	27,286,946.47
Depreciation	13,256,592.12
Amortization of intangible assets	6,510,350.98
Other maintenance and operating expenses	23,265,862.96
	<u>242,279,151.08</u>
Financial expenses	
Bank charges	1,501,023.24
Interest expense	64,564,756.29
	<u>66,065,779.53</u>
<b>TOTAL EXPENSES</b>	<u>431,949,121.09</u>
<b>INCOME BEFORE INCOME TAX</b>	159,718,381.53
Income tax	53,835,583.46
<b>INCOME BEFORE SUBSIDY</b>	<u>105,882,798.07</u>
Subsidy income	332,643,000.00
<b>NET INCOME AND SUBSIDIES</b>	<u>438,525,798.07</u>
<b>OTHER COMPREHENSIVE INCOME</b>	
Unrealized gain/(loss) from available for sale securities	(1,107,045.70)
<b>TOTAL COMPREHENSIVE INCOME</b>	<u><u>437,418,752.37</u></u>

Prepared by:


Reviewed by:


Certified correct by:

Noted by:

  
Alicia M. Jalocon  
OIC, Accounting  
Services Division

  
Irena F. Nario  
OIC, Corporate  
Accounting Department

  
Romeo S. Roldan  
OIC, Fund and Asset  
Management Group

  
Livia Alicia R. Ramos  
Executive Vice President



NATIONAL HOME MORTGAGE FINANCE CORPORATION  
STATEMENT OF FINANCIAL POSITION  
As at September 30, 2017

**ASSETS**

**Current Assets**

Cash and cash equivalents	552,415,902.93
Receivables, net	574,244,045.28
Other short term investments - government securities	2,259,521,174.45
Other current assets	28,128,444.08
	<u>3,414,309,566.74</u>

**Non-current Assets**

Long-term receivables	15,822,990,800.61
Long-term investments	15,012,440,251.91
Other garnished/foreclosed assets, net	915,336,798.29
Property and equipment, net	77,574,186.50
Intangible assets	51,291,586.71
Deferred tax asset	20,653,852.55
Other assets	615,775,915.04
	<u>32,516,063,391.61</u>

**TOTAL ASSETS**

35,930,372,958.35

**LIABILITIES AND EQUITY**

**Current Liabilities**

Payable accounts	191,864,283.46
Inter-agency payables	126,773,610.92
Other current liabilities	2,081,331,421.45
	<u>2,399,969,315.83</u>

**Long-term liabilities**

Loans payable - domestic	26,049,224,746.59
Due to national treasury	799,621,908.82
Other long-term liabilities	576,980,492.80
	<u>27,425,827,148.21</u>

**Non-current liabilities**

Deferred credits	4,856,583,154.11
	<u>4,856,583,154.11</u>

**TOTAL LIABILITIES**

34,682,379,618.15


**EQUITY**

1,247,993,340.20

**TOTAL LIABILITIES AND EQUITY**

35,930,372,958.35


Prepared by:

  
Alicia M. Jalocon  
OIC, Accounting  
Services Division

Reviewed by:

  
Irene F. Nario  
OIC, Corporate  
Accounting Department

Certified correct by:

  
Romeo S. Roldan  
OIC, Fund and Asset  
Management Group

Noted by:

  
Livia Alicia R. Ramos  
Executive Vice President

