



NATIONAL HOME MORTGAGE FINANCE CORPORATION
STATEMENT OF FINANCIAL POSITION
As at March 31, 2016

ASSETS

Current Assets

Cash on Hand			
Cash - Collecting Officers	20,453,575.28		
Cash - Disbursing Officers	2,086,886.56		
Petty Cash Fund	782,120.25	23,322,582.09	
Cash in Bank-Local Currency			
Cash in Bank-Combo Account	37,614,124.28		
Cash in Bank-Savings Account	33,399,245.19		
Cash in Bank-Time Deposit	1,248,796,558.32	1,319,809,927.79	
Cash in Bank-Foreign Currency			
Cash in Bank-Savings Account	60,476.25		
Cash in Bank-Time Deposit	955,896.34	1,016,372.59	1,344,148,882.47
Receivables			
Loans Receivables-Others (Current)		61,136,613.91	
HLRPP Receivables		6,988,837.65	
Notes Receivables		257,738,511.69	
Due from officers & Employees		38,316,738.83	
Interest Receivables	112,319,151.27		
Less : Allowance for Impairment loss	2,919,735.11	109,399,416.16	
Due from GOCC's-(Schedule 2)		3,322,897.05	
Due from Subsidiaries/Affiliates-(Schedule 3)		18,902,073.48	
Other Receivables-(Schedule 4)	88,988,349.71		
Less : Allowance for Impairment loss	14,558,856.42	74,429,493.29	570,234,582.06
Inventories			
Office Supplies Inventory			737,147.97
Prepayments			
Prepaid Insurance		445,835.43	
Asset Clearing		765,442.00	
Other Prepaid Expenses		9,381.86	1,220,659.29
Investment in Government Securities			623,665,287.93
Other Current Assets			
Guaranty Deposits			33,672,956.34
Total Current Assets			2,573,679,516.06

Investments

Long Term Investments-(Schedule 5)		14,351,586,017.15	
Less : Allowance for Impairment loss		109,224,573.81	14,242,361,443.34
Long Term Receivables, Net (Schedule 6)		19,818,367,018.61	
Less : Allowance for Impairment loss		3,509,334,845.27	16,309,032,173.34

Property and Equipment

Leasehold Improvements	6,566,398.78		
Accumulated Depreciation, Leasehold	3,223,533.26	3,342,865.52	
Office Equipment	10,815,707.85		
Accumulated Depreciation, Office Equip	7,349,362.31	3,466,345.54	
Furniture & Fixtures	21,193,856.76		
Accumulated Depreciation, Furn & Fixtures	12,990,432.70	8,203,424.06	
IT Equipment & Software	73,293,239.01		
Accumulated Depreciation, IT Equip	57,312,689.99	15,980,549.02	
Library Books	217,356.35		
Accumulated Depreciation, Library Books	134,060.72	83,295.63	
Motor Vehicles	28,145,366.46		
Accumulated Depreciation, Motor Vehicles	21,755,365.97	6,390,000.49	
Other Property Plant & Equipment	5,485,318.45		
Accumulated Depreciation, Other PPE	3,341,451.95	2,143,866.50	
Tools	116,330.00		
Accumulated Depreciation, Tools	22,321.80	94,008.20	
Semi-Expendable Property	3,403,542.34		
Accumulated Depreciation, Semi-Expendable	40,467.84	3,363,074.50	
Total Property and Equipment			43,067,429.46

Intangible Asset

Computer Software

103,168,020.65

Other Garnished/Foreclosed Assets

Less : Allowance for Impairment loss

1,062,850,014.34

21,274,179.75

1,041,575,834.59

Other Assets-(Schedule 7)609,809,163.59**Total Assets**34,922,693,581.03**LIABILITIES AND CAPITAL DEFICIENCY****Current Liabilities**

Payable Accounts

Accounts Payable

61,137,725.97

Accounts Payable-Vouchers

85,333,015.48

Due to Officers and Employees

9,566,947.11

Interest Payable

1,631,608.73

Dividends Payable

85,387,758.94

243,057,056.23

Inter Agency Payables

Due to BIR

5,794,400.38

Due to GSIS

1,482,008.60

Due to HDMF

101,735.12

Due to Philhealth

86,500.00

Due to Other NGA's

25,065,998.43

Due to Subsidiaries & Affiliates

59,279,013.64

91,809,656.17

Other Currency Liability Account

Guaranty Deposits Payable

51,942,039.43

Tax Refund Payable

1,011,621.46

Other Payables-(Schedule 8)

1,808,194,881.571,861,148,542.46

Total Current Liabilities

2,196,015,254.86

Long-term Liabilities

Loans Payable, Domestic

26,645,226,231.59

Due to National Treasury

841,696,649.02

Other Long Term Liabilities-(Schedule 9)

675,979,195.38

28,162,902,075.99

Deferred Credits

Other Deferred Credits

4,768,674,657.47**Total Liabilities**

35,127,591,988.32

Capital deficiency

Government Equity

108,195,062.11

Paid in Capital

4,270,509,782.65

Deficit

(4,564,047,600.36)

Add/Deduct :

Adjustments

8,444,978.38

Net Income

6,691,749.97

(4,548,910,872.01)

Unrealized loss from available for sale securities


(34,692,380.04)(204,898,407.29)**Total Liabilities and Capital deficiency**34,922,693,581.03


Prepared by:

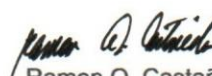
Reviewed by:


Certified Correct by:

Noted by:


Alicia M. Jalocon
OIC, Accounting Services
Division


Irene F. Nario
Officer-in-charge
Corporate Accounting Department


Ramon O. Castañeda
Vice President - FAMG


Livia Alicia R. Ramos
Executive Vice President