





NATIONAL HOME MORTGAGE FINANCE CORPORATION
STATEMENT OF CASH FLOWS
For the period ended March 31, 2017

	March	Year to Date
Cash balance, beginning	474,702,313.04	954,806,633.53
Cash inflow		
Amortization collection	204,011,333.67	521,528,411.28
Proceeds of matured short-term investment	943,982,196.10	1,325,839,992.80
Subsidy for CMP from National Government	-	332,643,000.00
Collection of advances from AKPF	136,649.00	629,831.31
Service fee income	741,104.17	741,104.17
Interest/Miscellaneous income - Savings	9,667.84	30,303.57
Bidders Bond/Guaranty/SRP deposits	35,665,763.80	70,544,375.70
Other income	3,009,383.49	6,847,908.48
Other receipts	307,788.27	1,294,566.62
Total Cash inflow	1,187,863,886.34	2,260,099,493.93
Total Cash available	1,662,566,199.38	3,214,906,127.46
Cash outflow		
Purchase of receivables	24,609,544.00	54,966,547.71
Investment in SHFC	-	332,643,000.00
Loan repayment/Debt servicing		
Principal	15,801,950.86	151,247,009.40
Interest	6,210,434.84	22,000,480.43
Investment in high yield/Retail treasury bond	873,045,709.54	1,786,040,133.73
Advances to SHFC	74,210.10	98,556.21
Remittance of insurance premiums	4,133,967.93	10,517,767.78
Remittance of collection to SPT	6,839,539.01	18,747,002.57
Refund of excess payment/MRI settlement/DORS	2,916,611.17	8,554,764.68
Personal services	22,089,136.65	58,726,529.45
MOOE	43,670,616.87	98,681,306.49
Purchase of fixed assets	(39,100.00)	8,415,045.95
Car plan	-	700,000.00
Bank service fees/Charges and other disbursements	167,674.78	522,079.43
Total Cash outflow	999,520,295.75	2,551,860,223.83
Cash balance, March 31, 2017	663,045,903.63	663,045,903.63


Prepared by:


Alicia M. J. Locon
OIC, Accounting
Services Division

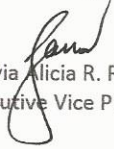
Reviewed by:


Irenza F. Nario
OIC, Corporate
Accounting Department

Certified correct by:


Romeo S. Roldan
OIC, Fund and Asset
Management Group

Noted by:


Livia Alicia R. Ramos
Executive Vice President



NATIONAL HOME MORTGAGE FINANCE CORPORATION
STATEMENT OF COMPREHENSIVE INCOME
For the period ended March 31, 2017

INCOME	
Interest income	138,864,481.29
Service income	2,370,166.15
Miscellaneous income - (Schedule 1)	73,332,298.20
Other income	(1,725,284.85)
	<u>212,841,660.79</u>
EXPENSES	
Personnel services	
Salaries and wages	23,689,497.93
Other compensation	6,271,819.27
Other personnel benefits	13,484,491.19
Personnel benefit contributions	3,043,963.56
	<u>46,489,771.95</u>
Maintenance and other operating expenses	
Travelling expenses	352,588.47
Training and scholarship expenses	835,813.59
Supplies and materials expenses	1,855,678.93
Utility expenses	1,913,579.83
Communication expenses	1,615,559.24
Advertising and marketing expenses	242,382.65
Printing and binding expenses	164,397.66
Rent expenses	16,896,964.10
Representation expenses	1,048,369.09
Transportation and delivery expenses	3,000.00
Subscription expenses	38,496.27
Professional services	5,927,955.57
Repairs and maintenance	1,048,085.00
Subsidies and donations	6,000.00
Miscellaneous expenses	211,336.82
Taxes, insurance premiums and other fees	23,196,433.49
Bad debts	4,373,609.41
Depreciation	4,522,659.66
Amortization of intangible assets	2,172,515.22
Other maintenance and operating expenses	19,958,672.62
	<u>86,384,097.62</u>
Financial expenses	
Bank charges	519,391.32
Interest expense	24,265,099.32
	<u>24,784,490.64</u>
TOTAL EXPENSES	<u>157,658,360.21</u>
INCOME BEFORE INCOME TAX	55,183,300.58
Income tax	21,289,924.58
INCOME BEFORE SUBSIDY	<u>33,893,376.00</u>
Subsidy income	332,643,000.00
NET INCOME AND SUBSIDIES	<u>366,536,376.00</u>
OTHER COMPREHENSIVE INCOME	
Unrealized gain/(loss) from available for sale securities	(139,579.79)
TOTAL COMPREHENSIVE INCOME	<u><u>366,396,796.21</u></u>


Prepared by:


Alicia M. Jalocon
OIC, Accounting
Services Division

Reviewed by:


Irenza F. Nario
OIC, Corporate
Accounting Department

Certified correct by:


Romeo S. Roldan
OIC, Fund and Asset
Management Group

Noted by:


Livia Alicia R. Ramos
Executive Vice President



NATIONAL HOME MORTGAGE FINANCE CORPORATION
STATEMENT OF FINANCIAL POSITION
As at March 31, 2017

ASSETS

Current Assets

Cash and cash equivalents	663,045,903.63
Receivables, net	578,046,567.32
Other short term investments - government securities	1,905,544,871.52
Other current assets	25,268,331.32
	<u>3,171,905,673.79</u>

Non-current Assets

Long-term receivables	16,102,362,301.34
Long-term investments	15,012,440,251.91
Other garnished/foreclosed assets, net	920,612,912.15
Property and equipment, net	85,510,794.94
Intangible assets	55,630,626.92
Deferred tax asset	24,872,886.31
Other assets	612,617,881.79
	<u>32,814,047,655.36</u>

TOTAL ASSETS

35,985,953,329.15

LIABILITIES AND EQUITY

Current Liabilities

Payable accounts	178,602,000.41
Inter-agency payables	137,618,513.19
Other current liabilities	2,091,277,251.05
	<u>2,407,497,764.65</u>

Long-term liabilities

Loans payable - domestic	26,204,094,753.26
Due to national treasury	799,621,908.82
Other long-term liabilities	573,702,262.25
	<u>27,577,418,924.33</u>

Non-current liabilities

Deferred credits	4,812,704,316.50
	<u>4,812,704,316.50</u>

TOTAL LIABILITIES

34,797,621,005.48


EQUITY

1,188,332,323.67

TOTAL LIABILITIES AND EQUITY

35,985,953,329.15


Prepared by:


Alicia M. Jalocon
OIC, Accounting
Services Division

Reviewed by:


Irenza F. Nario
OIC, Corporate
Accounting Department

Certified correct by:


Romeo S. Roldan
OIC, Fund and Asset
Management Group

Noted by:


Livia Alicia R. Ramos
Executive Vice President

