



NATIONAL HOME MORTGAGE FINANCE CORPORATION
INCOME STATEMENT

For the period ended June 30, 2015

INCOME

Interest Income	169,816,785.86
Service Income	6,586,383.93
Miscellaneous Income (Schedule 1)	196,563,290.71
GROSS INCOME	<u>372,966,460.50</u>

LESS: EXPENSES

PERSONAL SERVICES

Salaries & Wages	46,550,688.19
Other Compensation	12,879,844.54
Personnel Benefit Contributions	5,007,246.90
Other Personnel Benefits	21,860,208.88
Total Personal Expenses	<u>86,297,988.51</u>

MAINTENANCE & OTHER OPERATING EXPENSES

Travelling Expenses	2,063,590.79
Training & Scholarship Expenses	4,776,289.17
Supplies & Materials Expenses	1,626,970.92
Utility Expenses	4,385,691.92
Communication Expenses	1,949,122.97
Printing & Binding Expenses	566,406.01
Rent Expenses	29,436,857.55
Representation Expenses	2,805,522.17
Subscription Expenses	70,734.80
Professional Services	18,694,359.48
Repairs & Maintenance	1,093,090.23
Taxes, Insurance Premiums & Other Fees	44,660,453.27
Impairment loss	3,997,818.44
Depreciation	4,765,347.15
Other Maintenance & Operating Expenses	47,105,825.41
Total Maintenance & Other Operating Expenses	<u>168,813,276.71</u>

FINANCIAL EXPENSES

Bank Charges	1,812,367.21
Interest Expense	89,856,692.95
Total Financial Charges	<u>91,669,060.16</u>

TOTAL EXPENSES

346,780,325.38

NET INCOME (LOSS) BEFORE INCOME TAX and SUBSIDY INCOME

26,186,135.12

Less: Income Tax

1,939,651.51

NET INCOME

24,246,483.61

Add: Subsidy Income

250,000,000.00

NET INCOME (LOSS)


274,246,483.61


Prepared by:

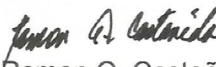
Reviewed by:


Certified Correct by:

Noted by:


Rajewer C. Zabala
OIC, Financial Reporting
& Analysis Division


Irene F. Nario
OIC, Corporate
Accounting Department


Ramon O. Castañeda
Vice President - FAMG


Livia Alicia R. Ramos
Executive Vice President