




NATIONAL HOME MORTGAGE FINANCE CORPORATION
CONDENSED STATEMENT OF CASH FLOWS
For the period ended September 30, 2018




	SEPTEMBER	YEAR TO DATE
CASH FLOWS FROM OPERATING ACTIVITIES		
Cash Inflows		
Collection of Income/Revenue	48,283,031.80	547,803,367.82
Collection of Receivables	75,723,523.47	718,117,047.02
Trust Receipts	27,857,369.85	262,697,365.06
Other Receipts	-	837,170.11
Total Cash Inflows	151,863,925.12	1,529,454,950.00
Adjustments	16,127,076.45	78,810,202.31
Adjusted Cash Inflows	167,991,001.57	1,608,265,152.31
Cash Outflows		
Payment of Expenses	29,502,162.24	275,971,602.21
Purchase of Inventories	532,904.20	2,587,873.66
Purchase of Receivables	70,976,373.86	364,257,216.26
Grant of Cash Advances	3,119,818.00	25,944,236.99
Prepayments	3,442,169.58	3,442,169.58
Refund of Deposits	34,401,637.64	37,999,577.64
Remittance of Personnel Benefit Contributions and Mandatory Deductions	5,819,605.15	84,748,788.46
Other Disbursements	11,105,482.33	75,506,636.04
Total Cash Outflows	158,900,153.00	870,458,100.84
Adjustments	15,096,343.22	151,430,898.95
Adjusted Cash Outflows	173,996,496.22	1,021,888,999.79
Net Cash Provided By/(Used in) Operating Activities	(6,005,494.65)	586,376,152.53
CASH FLOWS FROM INVESTING ACTIVITIES		
Cash Inflows		
Receipts of Interest Earned	18,000,804.29	91,338,999.92
Proceeds from Matured Investments/Redemption of Long-term Investments/Return on Investments	104,285,264.80	2,193,773,856.31
Total Cash Inflows	122,286,069.09	2,285,112,856.23
Cash Outflows		
Purchase/Construction of Property, Plant and Equipment	158,411.30	36,029,476.42
Purchase of Investments	79,926,980.95	3,054,557,403.89
Purchase of Intangible Assets	-	331,250.00
Total Cash Outflows	80,085,392.25	3,090,918,130.31
Net Cash Provided By/(Used in) Investing Activities	42,200,676.84	(805,805,274.08)
CASH FLOWS FROM FINANCING ACTIVITIES		
Cash Inflows		
Contribution from National Government	-	11,113,640.00
Total Cash Inflows	-	11,113,640.00
Cash Outflows		
Payment of Long-Term Liabilities	18,123,141.67	135,010,844.74
Payment of Interest on Loans and Other Financial Charges	5,178,276.56	37,302,070.49
Payment of Cash Dividends	-	159,000,529.00
Total Cash Outflows	23,301,418.23	331,313,444.23
Net Cash Provided By/(Used in) Financing Activities	(23,301,418.23)	(320,199,804.23)
INCREASE/(DECREASE) IN CASH AND CASH EQUIVALENTS	12,893,763.96	(539,628,925.78)
CASH AND CASH EQUIVALENTS, BEGINNING	1,258,416,108.81	1,810,938,798.55
CASH AND CASH EQUIVALENTS, END	1,271,309,872.77	1,271,309,872.77

Prepared by:


MARK ANGELO H. BANE
OIC, Financial Reporting
and Analysis Division


Reviewed by:


CYNTHIA M. MAYO
OIC, Corporate
Accounting Department

Certified Correct:


ROMEO S. ROLDAN
OIC, Fund and Asset
Management Group

Noted by:


LIVIA ALICIA R. RAMOS
Executive Vice President